



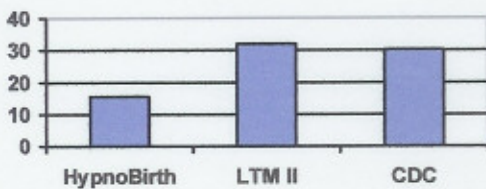
HypnoBirthing® Outcomes United States, 2007

Between October 2005 and January 2008, 1059 parents' birth reports were sent to the HypnoBirthing Institute. Of the 1059 birth reports, 806 were from United States.

The most comprehensive data currently available on birthing in the United States are from Listening to Mothers II Report of the First National U.S. Survey of Women's Childbearing Experiences. New York: Maternity Center Association, October 2006. www.maternitywise.org/listeningtomothers/ (hereafter abbreviated as LTM II.) Limited data is also available from the Center for Disease Control and Prevention, 2004 (CDC.) Therefore, data from those reports were used in order to have a comparison for the data from HypnoBirthing couples.

HypnoBirthing® mothers experienced surgical birth (Cesarean section) at a much lower rate than that reported by LTM II or the Centers for Disease Control and Prevention.

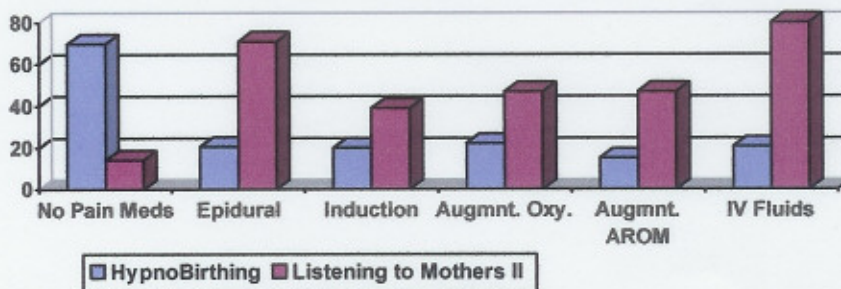
Incidence of Surgical Birth



15.5% of US HypnoBirthing® (HB) mothers birthed via Cesarean section, compared to 32% of the mothers in LTM II. The CDC reported the Cesarean rate for all births in 2005 was 30.2%. Data does not differentiate between primary and repeat Cesareans.

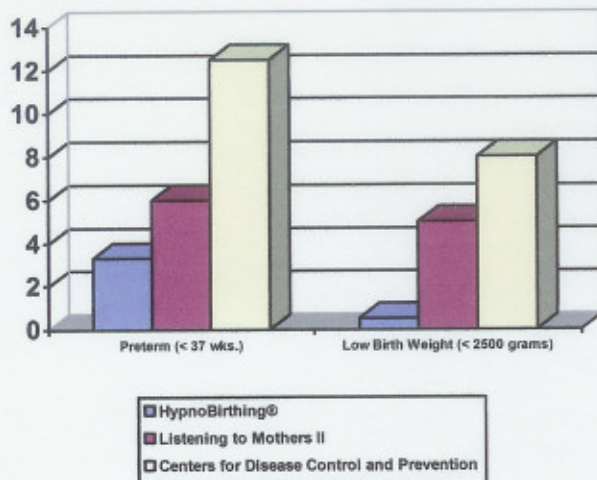
Labor interventions: HypnoBirthing® mothers used far fewer interventions during their labors than other mothers.

Incidence of Labor Interventions, Percent of Total Births



- ⊗ "Induction" refers to the induction of labor via medications or artificial rupture of membranes
- ⊗ "Augmnt. Oxy." refers to augmentation of labor with oxytocin
- ⊗ "Augmnt. AROM" refers to augmentation of labor via artificial rupture of membranes

Incidence of Preterm and Low Birth Weight Infants



Incidence of preterm and low birth weight infants: HypnoBirthing mothers reported a lower incidence of preterm births and low birth weight infants than that reported by LTM II and the CDC.

Choice of Care Provider: While HypnoBirthing® mothers chose obstetricians and certified nurse midwives equally, 79% of the respondents to LTM II were attended by obstetricians.

Birth Place: LTM II reported less than one percent of births took place at home or in a free-standing birth center. Twelve percent of HypnoBirthing® mothers birthed at home and 6% chose a free-standing birth center.

Satisfaction: Nearly all HypnoBirthing® mothers were satisfied or highly satisfied with HypnoBirthing®.

Kathie Dolce, MS, PA, HBCE
HypnoBirthing® Institute Faculty Member
Clinical Assistant Professor of Pediatrics,
University of Colorado School of Medicine
kathiedolce@yahoo.com